



- Ultra miniature
- Extremely light weight
- Single and twin relays
- Ultra Low voltage operate version

ROHS
Compliant ✓

Contacts

Contact arrangement	SPDT (1 Form C); 2 x SPDT (2 x 1 Form C)
Contact material	AgSnO ₂
Max. switching voltage	DC 16VDC (consult factory for 24VDC)
Min. switching current / voltage	1A/6VDC
Rated load	DC1 25A/14VDC
Max. switching current	DC1 30A
Max. continuous current	DC1 25A (1hr @20°C)
Max. switching power	480W
Initial contact resistance	≤100mΩ, max. at 0.1A, 6VDC

Coil

Rated voltage	DC 12V
Must release voltage	DC 1.0V
Operating range	See Tables 1 & 2
Rated power consumption	DC 0.64W (Table 1) / 0.8W (Table 2)

Insulation

Insulation resistance	100MΩ at 500VDC, 50%RH
Coil insulation	UL Class F
Dielectric strength	coil to contact 1000Vrms, 50Hz, 1min
contact to contact	500Vrms, 50Hz, 1min

General Data

Operating time	typ.	≤10ms
Release time	typ.	≤5ms
Electrical Life ²	ops.	1 x 10 ⁵
Mechanical life	ops.	1 x 10 ⁶ at 300 ops/min

Environmental

Ambient temperature	operating	-40 to +85°C
	storage	-40 to +155°C
Shock resistance		98m/s ² 11ms
Vibration resistance		43.1 m/s ² 10 - 500Hz
Dimensions	L x W x H	SPDT: 14.3 x 7.5 x 13.8mm
		2 x SPDT: 14.3 x 15.7 x 13.8mm
Weight	approx.	4g approx. (SPDT); 8g approx. (2 x SPDT)

D G 6 0 - 3 0 2 2 - 3 5 - S 0 1 2

Series

Contact material

30: AgSnO₂

Contact arrangement

11: SPDT (1 x C/O, 1 Form C)
22: 2 x SPDT (2 x 1C/O)

Environmental protection

2: In cover, flux tight - IP40
3: In cover, sealed - IP67

Mounting & terminations

5: PCB Mounting

Coil codes

S012: 12VDC Standard coil
L012: 12VDC Low operate voltage coil

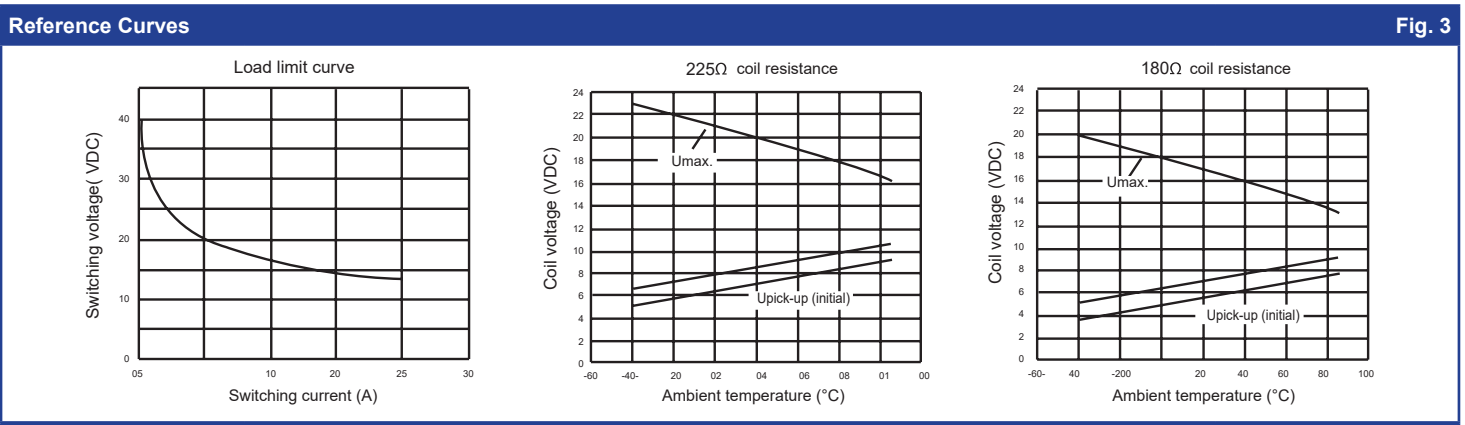
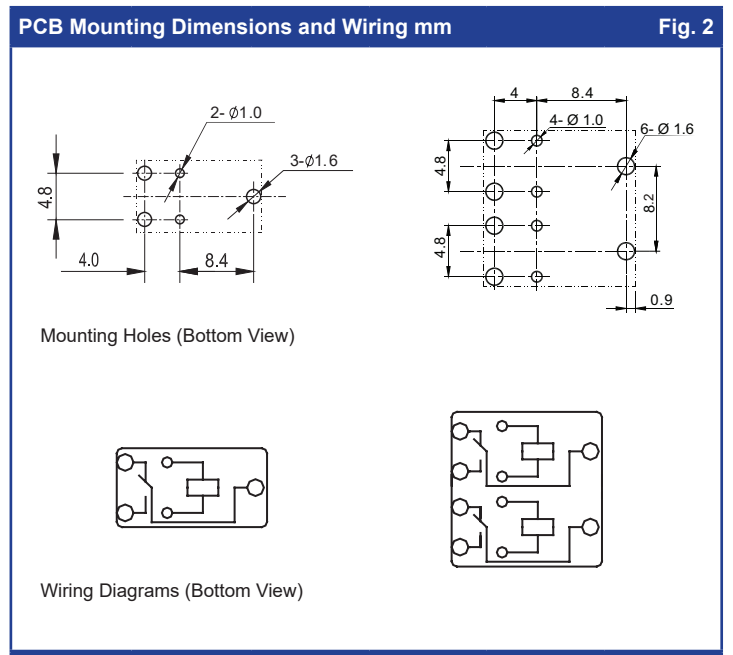
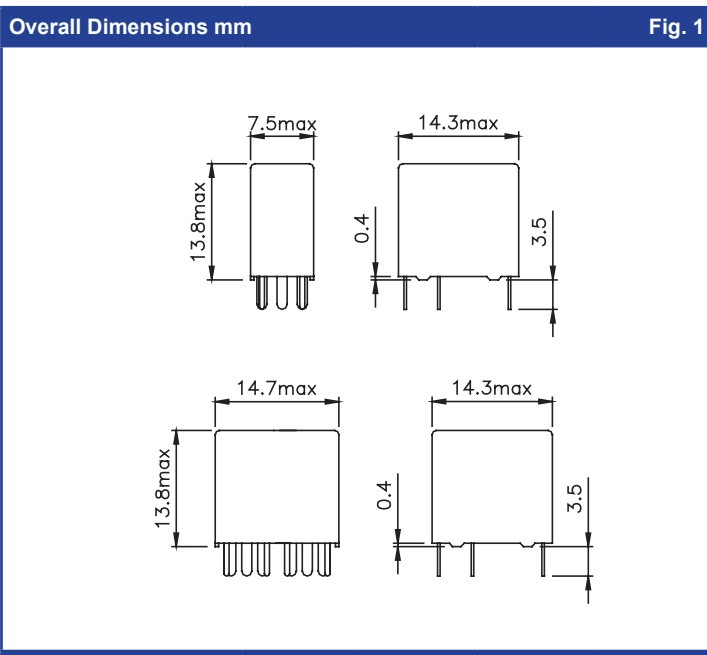
Coil code:

See Tables

1 or 2

Coil Data (640m/W - standard version)					Table 1
Coil code	Nominal voltage (VDC)	Coil Resistance (Ω) ±10%	Must operate voltage max. (VDC)	Must release voltage min. (VDC)	Max. allowable voltage at 20°C (VDC)
S012	12	225	7.2	1.0	20

Coil Data (800m/W - low operate voltage version)					Table 2
Coil code	Nominal voltage (VDC)	Coil Resistance (Ω) ±10%	Must operate voltage max. (VDC)	Must release voltage min. (VDC)	Max. allowable voltage at 20°C (VDC)
L012	12	180	6.5	1.0	18



Notes:

- 1: All parameters, unless otherwise specified, are measured at ambient temperature of 23°C.
- 2: Electrical life is strongly dependent on switching frequency, On/Off ratio and environmental conditions.